

BM 3



Advanced BM 3 with New Environmental Standards



New Design with Durability Standard of IPX2



Convenient POP-UP Trend for ST Analysis & NIBP Monitoring



Simplifying Workflow



Enhanced Diagnostic Data & Review Capabilities



User-friendly Interface



Comprehensive Connectivity

New and Improved Housing Design

- Meets IPX2 Water Ingress Standard, the most stringent drip test
- Ergonomic design, maximizing display presentation and operation

Enhanced Workflow

- Easy patient registration with barcode scanner
- Patient Admission & Discharge menu
- Direct HL7 interface to HIS / EMR
- Auto data transfer mode with HL7 period from 10 sec ~ 6 hrs interval

User-friendly Interface

- Large, remote color display HDMI Interface
- Screen Freeze for event capturing and Screen Lock for convenient cleaning
- Detachable bed-rail hook
- "One Touch" design for easy pole, rollstand and wall mounting
- On-board Drug Calculation software

Advanced Diagnosis Data and Review

- 3 types of arrhythmia detection & ST segment analysis
- Pacemaker detection
- OxyCRG monitoring for neonate patient
- 168 hrs of tabular and graphical trends

Comprehensive Connectivity

- 1 USB slots for external data transfer & barcode scanner
- Bed to Bed monitoring mode
- LAN, Wi-Fi connection to BM Central monitoring system

BM Comparison Chart *

	BM3	BM5	BM7
Display size	8" Touch	10.4" Touch	12.1" Touch
Standard Parameter	ECG/Spo2/NIBP/Resp/1CH-Temp	ECG/Spo2/NIBP/Resp/2CH-IBP/2CH-Temp	ECG/Spo2/NIBP/Resp/2CH-IBP/2CH-Temp
NIBP (SunTech)	Opt.	Opt.	Opt.
Temp	1CH Optional sensor	2CH Optional sensor	2CH Optional sensor
IBP	X	2CH Optional sensor & cable	2CH Optional sensor & cable
ETCO2	Opt.*	Opt.	Opt.
Waveforms	4	6	6
Printer	Y	Y	Y
Network	LAN, USB Wi-Fi Dongle	LAN, USB Wi-Fi Dongle	LAN, USB Wi-Fi Dongle

* BM3 ETCO2 option includes SUNTECH NIBP

Enhanced, Robust Physical Design


With ease of use in mind



New housing design supporting IPX2



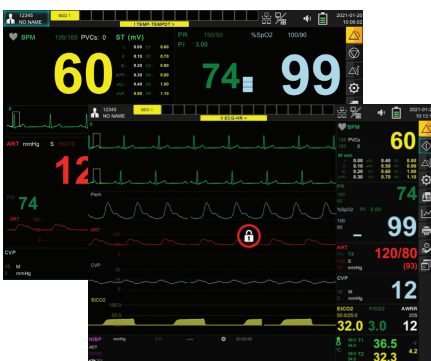
"One Touch" design for easy pole, rollstand and wall mounting



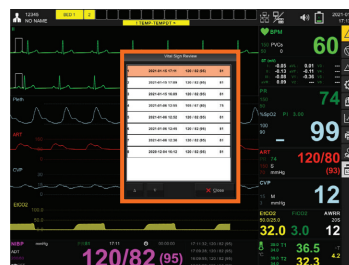
Detachable bed-rail hook

Versatile Operation

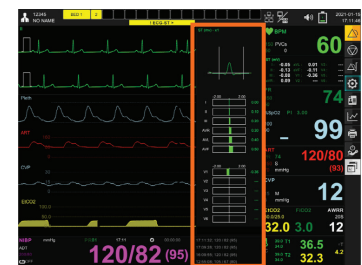
Enhancing patient monitoring experience



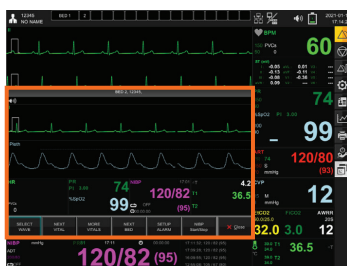
Screen Freeze / Lock function & Customizable display



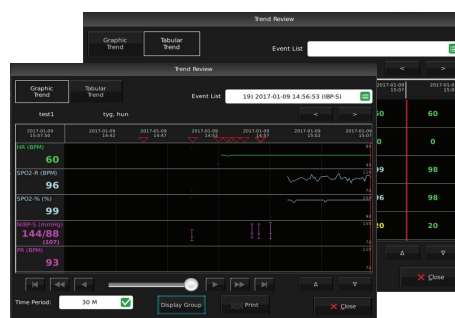
Quick review with NIBP trend window



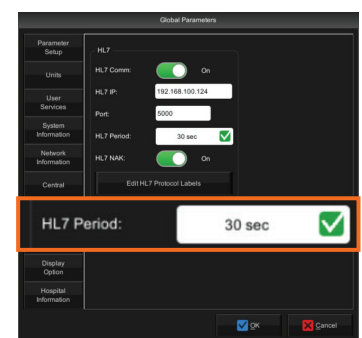
ST trend window for analyzing and detecting changes in ECG



Access to a different bed with Bed to Bed monitoring function



168 hrs of Tabular and Graphical trends



HL7 Auto data transfer from 10 sec ~ 6 hrs

Technical Specifications

Hardware Specifications

Dimension (W x H x D) & Weight	BM3 240 x 237 x 176 / Approx 3.1 kg
Display / Resolution	BM3 8" / 800 X 600
Parameters	BM3 ECG, Heart Rate, Respiration Rate, SpO2, Pulse Rate, Systolic BP, Diastolic BP, Mean BP, ETCO2, FICO2, Airway Respiration Rate, 1CH-Temp
Trace	BM3 4 Waveforms : 2*ECG, SpO2, RR or ETCO2
Indicators	Categorized Visual alarm lamp (3 priority levels) SpO2 pulse pitch tone, Battery status, External power LED
Interfaces	DC input connector : 18 VDC, 2.8 A LAN port for transferring data Nurse call system connection HDMI output connector USB connector
Battery	Rechargeable BM3 : 3250 mAh (or optional 6500 mAh)
Data Storage	168 hrs (saving interval 1 min)
Water Resistance	IEC 60529:2013 Degree of protection provided by enclosures, IPX2

ECG

ECG lead & Waveforms	BM3 3-lead : 1 channel I, II, III 5-lead : 1 / 2 channels I, II, III, aVR, aVL, aVF, V
Heart Rate Range	Adult / Pediatric : 30 ~ 300 bpm Neonate : 30 ~ 350 bpm
Heart Rate Accuracy	± 1 bpm or ± 1 %, whichever is greater
Sweep Speed	6.25, 12.5, 25, 50 mm/sec
Filter	Diagnosis : 0.05 ~ 150 Hz Monitoring : 0.5 ~ 40 Hz Moderate : 0.5 ~ 25 Hz Maximum : 5 ~ 25 Hz
ST Segment Detection Range	-2.0 ~ 2.0 mV
Arrhythmia Analysis	BM3 : Asystole, VTach, VFib
Pacemaker Detection Mode	Indicator on waveform display
Protection	Against electrosurgical interference and defibrillation

Respiration Performance

Method	Thoracic impedance
Channel Selection	BM3 : RA-LL
Measurement Range	5 ~ 120 breaths per minute
Accuracy	±1 breath per minute
Apnea Alarm	Yes

Temperature Performance

Measurement Range	0 ~ 50 °C (32 ~ 122 °F)
Accuracy	25 ~ 50 °C : ± 0.1 °C 0 °C to the less than 25 °C : ± 0.2 °C
Compatibility	98ME04GA603 temperature probes
Temperature Range	Operating : 5 ~ 40 °C (41 ~ 104 °F) Storage : -20 ~ 60 °C (-4 ~ 140 °F)
Channels	1CH

SpO2

Saturation Range	0 ~ 100 %
Saturation Accuracy	70 ~ 100 % : ± 2 digits 0 ~ 69 % : unspecified
Pulse Rate Range	30 ~ 254 bpm
Pulse Rate Accuracy	± 2 bpm

NIBP

Method	Oscillometric
Operation Mode	Manual / Automatic / Continuous
Measurement Range (Adult)	Systolic : 40 ~ 260 mmHg MAP : 26 ~ 220 mmHg Diastolic : 20 ~ 200 mmHg
Accuracy	Mean error : less than ± 5 mmHg Standard deviation : less than 8 mmHg Meets accuracy requirements of ANSI/AAMI SP10:2002

ETCO2 (Main / Sidestream)

Measurement Range	0 ~ 150 mmHg, 0 ~ 19 %
Accuracy	0 ~ 40 mmHg ± 2 mmHg 41 ~ 70 mmHg ± 5 % of reading 71 ~ 100 mmHg ± 8 % of reading 101 ~ 150 mmHg ± 10 % of reading
Respiration Rate	2 ~ 150 breaths per minute
Respiration Accuracy	± 1 breath per minute

* Specifications can be changed without prior notification.



Headquarters Bionet Co., Ltd.

5F, Dream Markone 61 Digital-ro 3lgil,
Guro-gu, Seoul, KOREA 08375
TEL +82 2 6292 6410
E-Mail. info.sales@ebionet.com